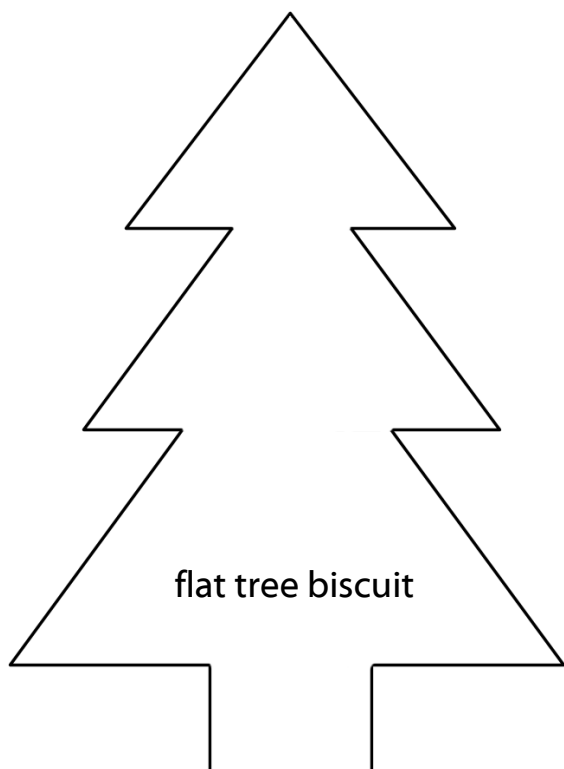
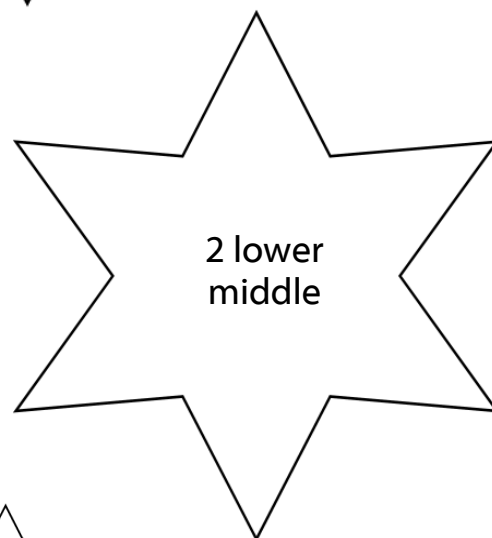
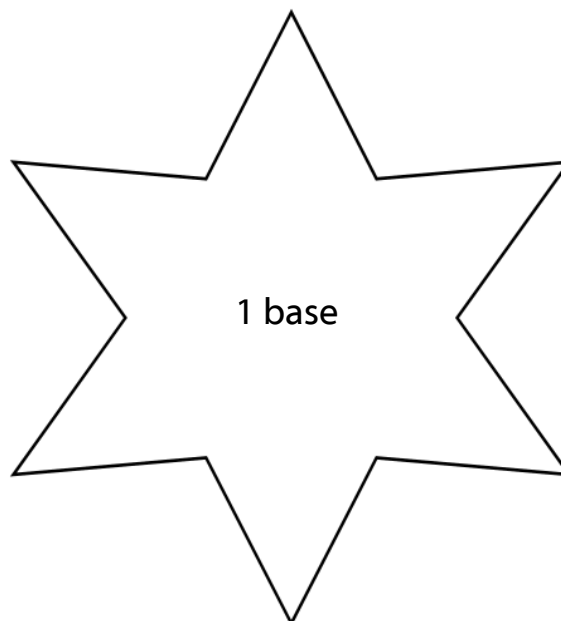


Biscuit templates

Print and cut out, then use them as templates for cutting cookie dough into shapes :O)



Use this tree template to create flat biscuits




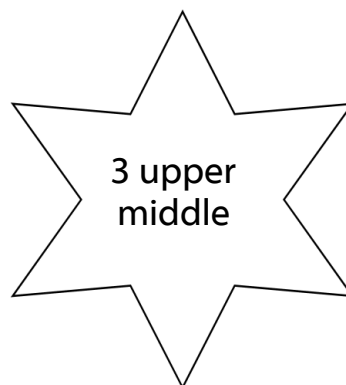
3D tree biscuits

Use these star templates to make 3D tree biscuits :O)

Each biscuit will be made up of 4 stars:

Once they are cooked and cooled, stack the stars on top of each other – largest at the bottom, smallest at the top.

Try to place the 'points' of each star in the 'gaps' of the one below – this will help the tree effect :O)



Perfect for making our gingerbread tree recipe :O)



Start your own adventure at naturedetectives.org.uk

Fun stuff for kids, families and schools by the Woodland Trust, a charity registered in England & Wales (294344) and Scotland (SC038885) at Kempton Way, Grantham, NG31 6LL
© 2010 You may print and copy this sheet, in its entirety, for non-commercial purposes. Do not put this pdf on other websites - please link to our download page. Questions? 0800 026 9650